


KTR type medium duty rollers fitted with Sealed plastic end caps

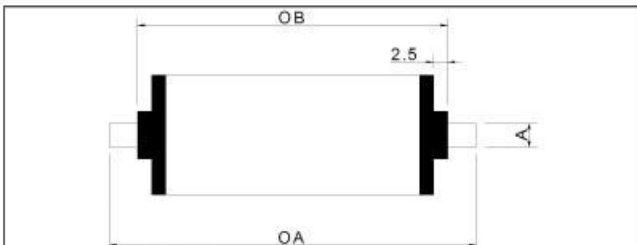


This series are general purpose/universal rollers fitted with push fit* polymer end bearing units with sealed precision bearings (pop metric) for manual/powered applications

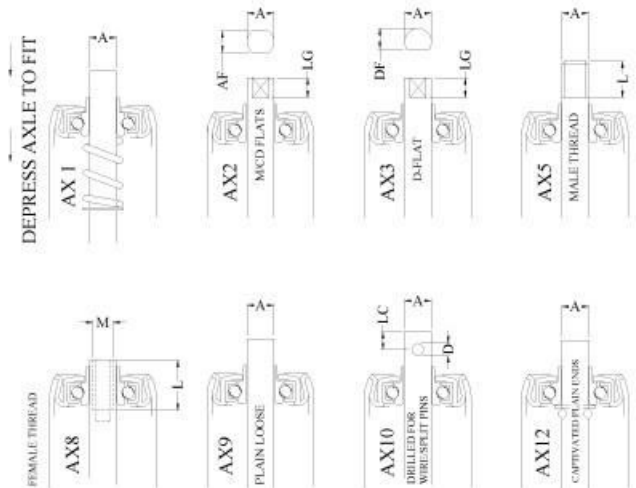
Found in >	MATERIAL CODE	TUBE EXTRAS
Conveyors	PL=blue plastic BZP=zinc plated steel SS=304 stainless steel	Rubber Sleeve
Vegetable Process		Polyurethane
Airports		Bonded Rubber
Belt Support		

Roller Type	Roller Diameter	Tube Material			Axle		Bearing Type (all precision 2rs)	Load Capacity†
		BZP	SS	PL	○ Axle	⬡ Axle		
PR-35	Ø35 x1.2	✓			Ø8	8H	PR35-8H	50kgF udl
PR-40ktr	Ø40 x1.5	✓			Ø11 Ø15*	11H	KTR-EBH40-37	80kgF udl
PRP-40	Ø40 x2.0			✓	Ø11 Ø15*	11H	KTR-EBH40-37	25kgF udl
SSPR-40	Ø40 x1.5		✓		Ø11 Ø15*	11H	KTR-EBH40-37	80kgF udl
PR-50KTR	Ø50 x1.5	✓			Ø10 Ø11 Ø12 Ø14	11H	KTR-EBH50-47	140kgF udl
PRP-50	Ø50 x2.8			✓	Ø10 Ø11 Ø12 Ø14	11H	KTR-EBH50-47	40kgF udl
SSPR-50	Ø50 x1.5		✓		Ø10 Ø11 Ø12 Ø14	11H	KTR-EBH50-47	140kgF udl
PR-60	Ø60 x2	✓			Ø10 Ø11 Ø12 Ø14	11H	KTR-EBH60-56	160kgF udl
PRP-60	Ø60 x3			✓	Ø10 Ø11 Ø12 Ø14	11H	KTR-EBH60-54	50kgF udl
SSPR-60	Ø60 x2.6		✓		Ø10 Ø11 Ø12 Ø14	11H	KTR-EBH60-54	160kgF udl
PRP-63	Ø63.5 x4			✓	Ø10 Ø11 Ø12 Ø14	11H	KTR-EBH60-56	60kgF udl
PR-80HD	Ø80 x2	✓			Ø20	-	KTR-EBH80-76	250kgF udl
PRP-90HD	Ø89x7			✓	Ø20	-	KTR-EBH80-76	100kgF udl

IMPORTANT: Axles* do not have a bearing boss. †Load Capacity calculated on standard lengths & axle fixing.
Please ask us to confirm advisable load on quotation/order



Roller Type (ie PR-50KTR)	
Axle length OA	
Over boss OB	
Axle size (ie 11H)	
Axle Type & Dimension (ie AX8 M8x16L)	
Quantity Required	
Notes:	



Company Name and address:-

Signed..... Print.....

Date: Purchase order No.....

Comments:

Please sign & return Order